

CSE 451: Operating Systems

Winter 2025

Module 4

Processes

Gary Kimura

But first, a debugging aid

- Printf is your friend.
- OS work and C in particular is memory/address oriented. It is often useful to print out the address of a value in addition to its content

```
printf("[%016x] %x", (int)&p->Field, p->Field);
```

- And oftentimes I wondered where the printf was located

```
printf("[%s:%d]", __FILE__, __LINE__);
```

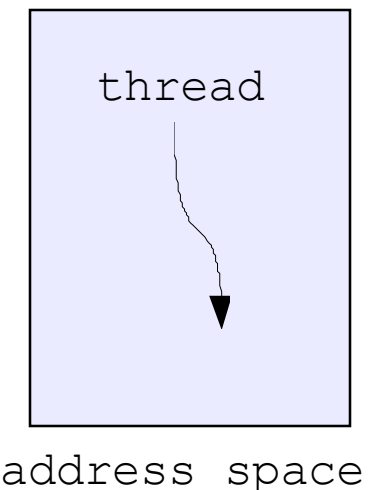
- Your mileage may vary

Process management

- This module begins a series of topics on processes, threads, and synchronization
 - this is the most important part of the class
- In this module: processes and process management
 - What is a “process”?
 - What’s the OS’s process namespace?
 - How are processes represented inside the OS?
 - What are the executing states of a process?
 - How are processes created?
 - How can this be made faster?
 - Shells
 - Signals

What is a “process”?

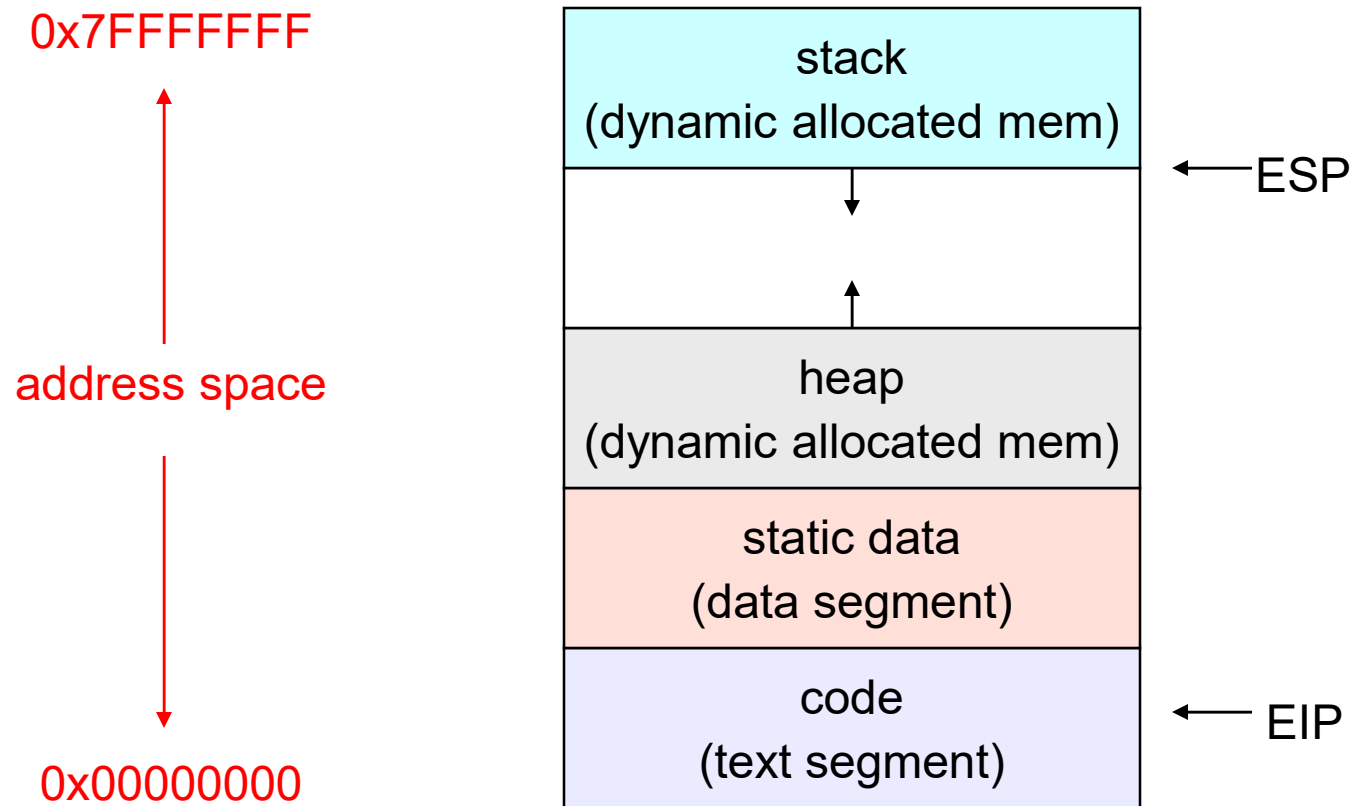
- The process is the OS’s abstraction for execution
 - A process is a program in execution
- Simplest (classic) case: a **sequential process**
 - An address space (an abstraction of memory)
 - A single thread of execution (an abstraction of the CPU)
- A sequential process is:
 - The unit of execution
 - The unit of scheduling
 - The dynamic (active) execution context
 - vs. the program – static, just a bunch of bytes



What's "in" a process?

- A process consists of (at least):
 - An **address space**, containing
 - the code (instructions) for the running program
 - the data for the running program (static data, heap data, stack)
 - **(At least one) CPU state**, consisting of
 - The instruction pointer (EIP), indicating the next instruction
 - The stack pointer (ESP)
 - Other general purpose register values
 - A set of **OS resources**
 - open files, network connections, sound channels, ...
- In other words, it's all the stuff you need to run the program
 - or to re-start it, if it's interrupted at some point

A process's address space (idealized)



The OS's process namespace

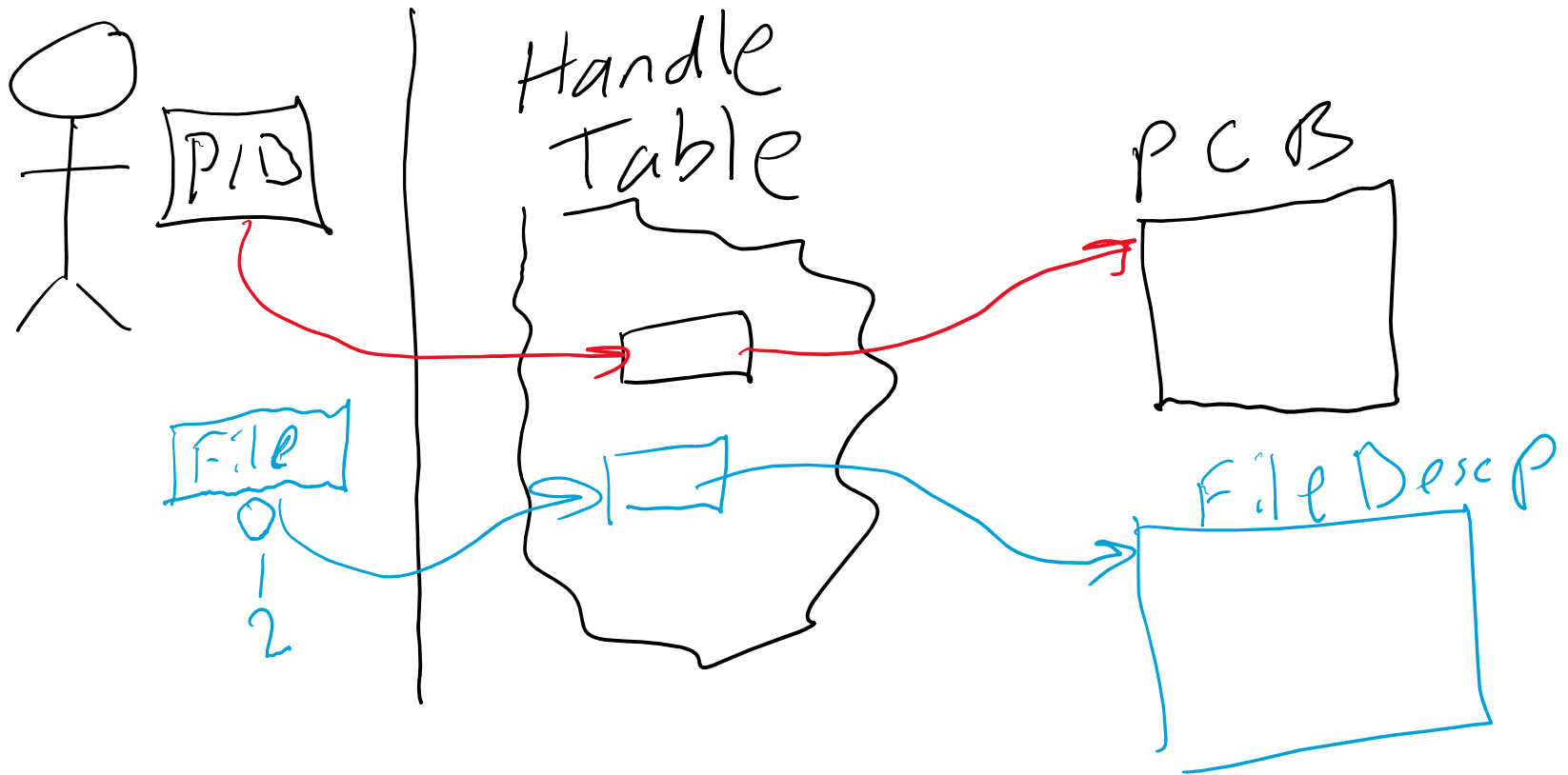
- (Like most things, the particulars depend on the specific OS, but the principles are general)
- The name for a process is called a **process ID (PID)**
 - An integer
- The PID namespace is global to the system
 - Only one process at a time has a particular PID
- Operations that create processes return a PID
 - E.g., `fork()`
- Operations on processes take PIDs as an argument
 - E.g., `kill()`, `wait()`, `nice()`

A word about Handles

- Never expose a kernel address to the user, unless you want trouble...
- Instead use what we often refer to as a **Handle** to indicate a kernel object. Which can be as simple as an assigned number, some are pretty standard (e.g., stdin, stdout, and stderr are 0, 1, 2), or it might be any seemly arbitrary number.
- **A PID is a handle.**
- In the kernel a handle table binds each handle to its corresponding kernel data structure.

U

K



Representation of processes by the OS

- The OS maintains a data structure to keep track of a process's state
 - Called the **process control block** (PCB/KPROCESS/proc) or **process descriptor**
 - Identified by the PID
- OS keeps all of a process's execution state in (or linked from) the proc when the process isn't running
 - EIP, ESP, registers, etc.
 - when a process is unscheduled, the execution state is transferred out of the hardware registers into the proc
 - (when a process is running, its state is spread between the proc and the CPU)
- Note: It's natural to think that there must be some esoteric techniques being used
 - fancy data structures that you'd never think of yourself

Wrong! It's pretty much just what you'd think of!

The proc aka Process Control Block (PCB)

- The proc is a data structure with many, many fields:
 - process ID (pid)
 - pointer to parent proc
 - execution state
 - Instruction pointer, stack pointer, registers
 - address space info
 - pointers for state queues
- In Linux:
 - defined in `task_struct` (`include/linux/sched.h`)
 - over 95 fields!!!

procs and CPU state

- When a process is running, its CPU state is inside the CPU
 - EIP, ESP, registers
 - CPU contains current values
- When the OS gets control because of a ...
 - **Trap**: Program executes a syscall
 - **Exception**: Program does something unexpected (e.g., page fault)
 - **Interrupt**: A hardware device requests service

the OS saves the CPU state of the running process in that process's proc

- When the OS returns the process to the running state, it loads the hardware registers with values from that process's proc – general purpose registers, stack pointer, instruction pointer
- The act of switching the CPU from one process to another is called a **context switch**
 - systems may do 100s or 1000s of switches/sec.
 - takes a few microseconds on today's hardware
- Choosing which process to run next is called **scheduling**

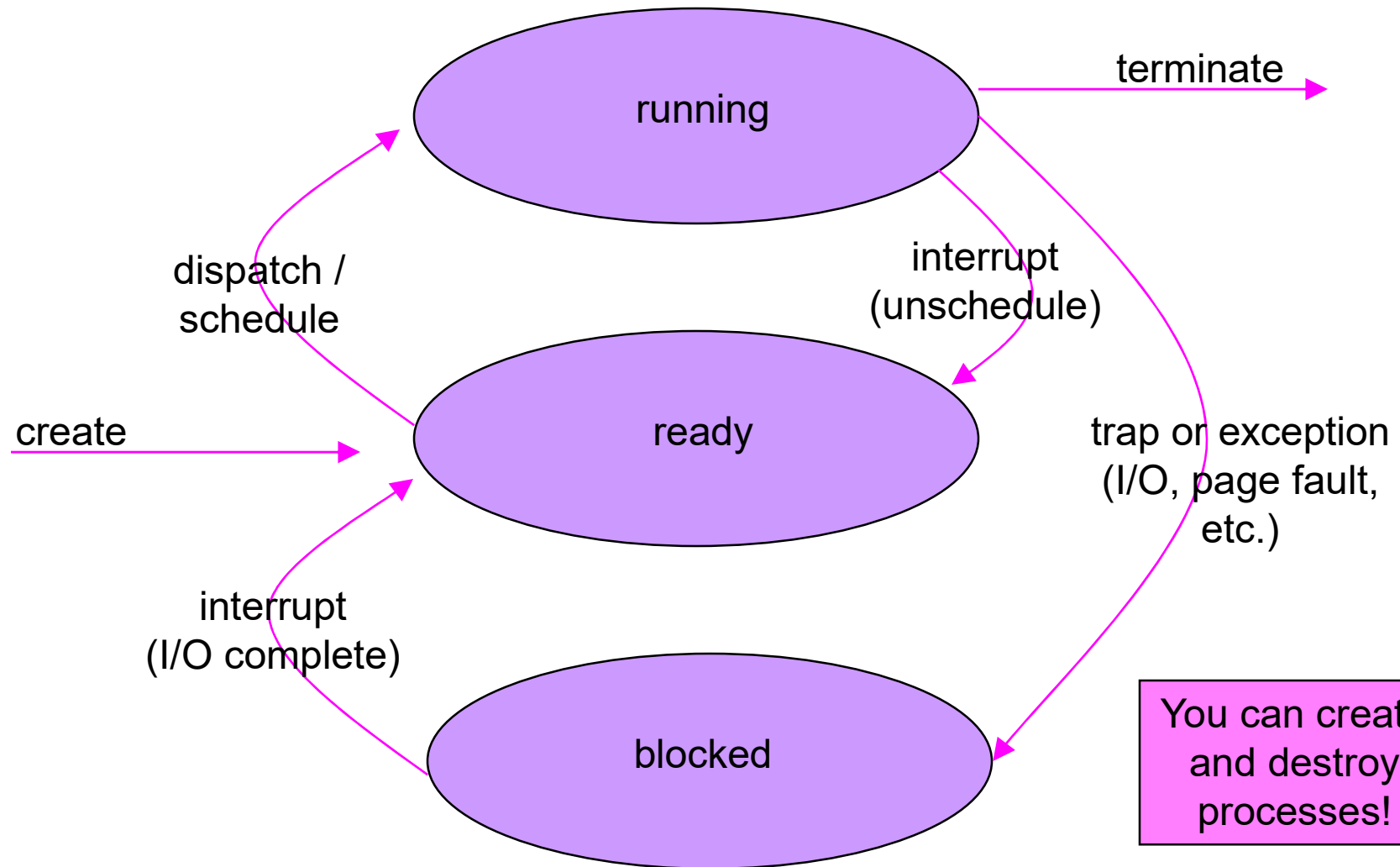
The OS kernel is not a process

- It's just a block of code!
- (In a microkernel OS, many things that you normally think of as the operating system execute as user-mode processes. But the OS kernel is just a block of code.)
- Remember: **the CPU is always executing code *in the context of a process***. That code may be in user mode (restricted access to hardware) or kernel mode (free-for-all).

Process execution states

- Each process has an **execution state**, which indicates what it's currently doing
 - **ready**: waiting to be assigned to a CPU
 - could run, but another process has the CPU
 - **running**: executing on a CPU
 - it's the process that currently controls the CPU
 - **waiting** (aka “blocked”): waiting for an event, e.g., I/O completion, or a message from (or the completion of) another process
 - cannot make progress until the event happens
- As a process executes, it moves from state to state
 - UNIX: run **ps**, STAT column shows current state
 - which state is a process in most of the time?

Process states and state transitions



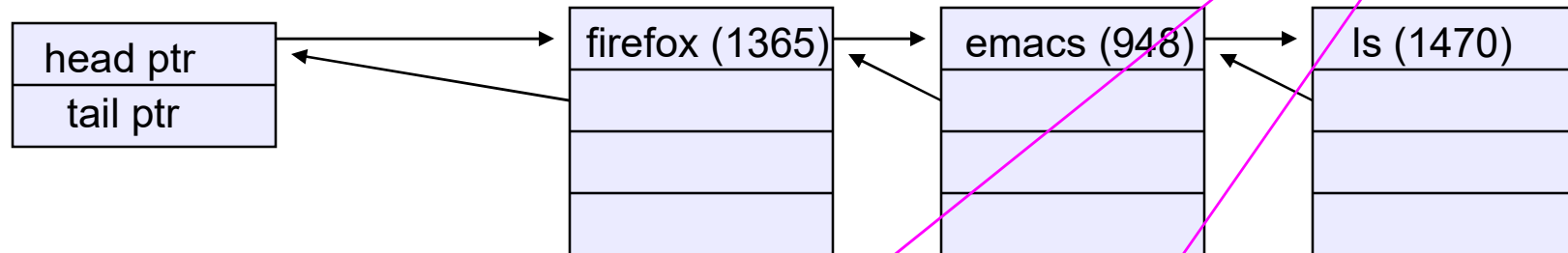
State queues

- The OS maintains a collection of queues that represent the state of all processes in the system
 - typically one queue for each state
 - e.g., ready, waiting, ...
 - each proc is queued onto a state queue according to the current state of the process it represents
 - as a process changes state, its proc is unlinked from one queue, and linked onto another
- Once again, *this is just as straightforward as it sounds!* The proc are moved between queues, which are represented as linked lists. *There is no magic!*

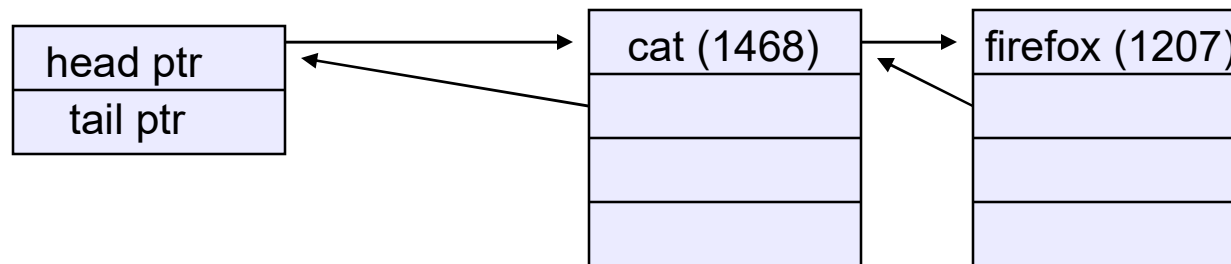
State queues

These are procs!

Ready queue header



Wait queue header



- There may be many wait queues, one for each type of wait (particular device, timer, message, ...)

procs and state queues

- procs are data structures
 - dynamically allocated inside OS memory
- When a process is created:
 - OS allocates a proc for it
 - OS initializes proc
 - (OS does other things not related to the proc)
 - OS puts proc on the correct queue
- As a process computes:
 - OS moves its proc from queue to queue
- When a process is terminated:
 - proc may be retained for a while (to receive signals, etc.)
 - eventually, OS deallocates the proc

Process creation

- New processes are created by existing processes
 - creator is called the **parent**
 - created process is called the **child**
 - UNIX: do `ps`, look for PPID field
 - what creates the first process, and when?

Process creation semantics

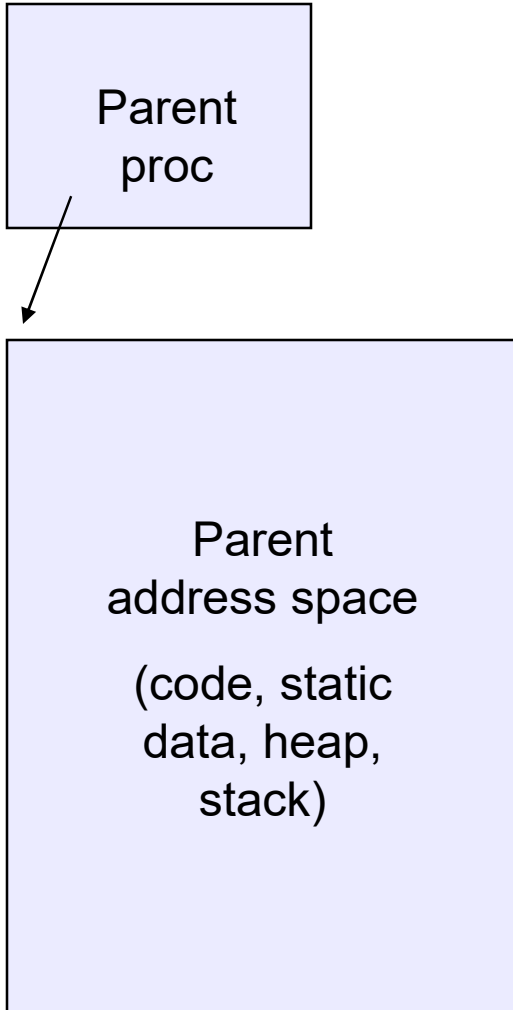
- (Depending on the OS) child processes inherit certain attributes of the parent
 - Examples:
 - Open file table: implies stdin/stdout/stderr
 - On some systems, resource allocation to parent may be divided among children
- (In Unix) when a child is created, the parent may either wait for the child to finish, or continue in parallel
- (In Unix) These are *policies implemented by the kernel*. In Windows, inheritance is done explicitly in user mode by the CreateProcess library routine (it's not a system call!)

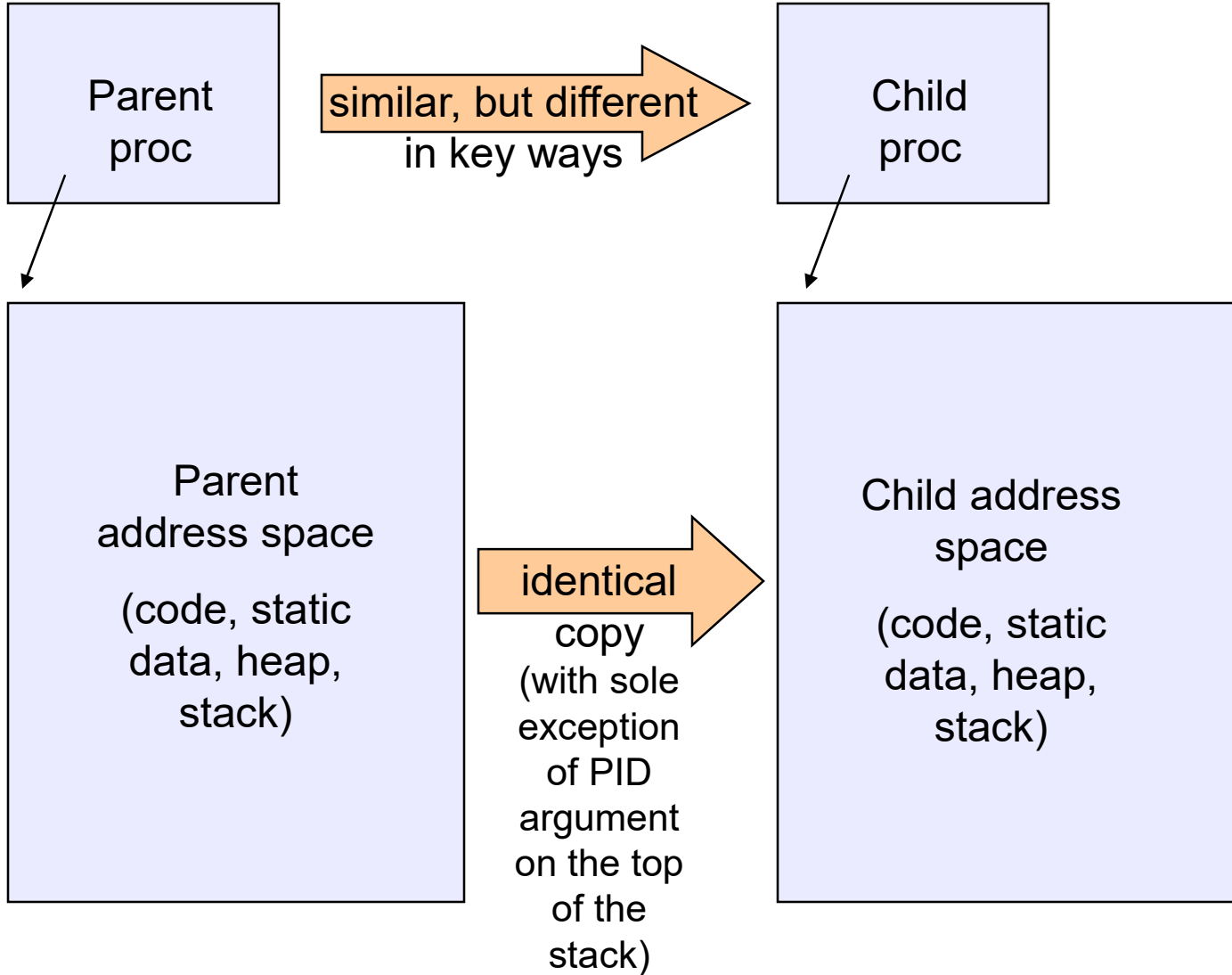
A Brief diversion

- A Simple or Complex API set?
- Ethos regarding designing of OS calls
 - Advantage of Simple
 - Advantage of Complex
- Original Unix API was Simple and has evolved driven by observed usage patterns, e.g., Fork() and Exec()
- Windows API started out more Complex and ...
- For pedagogical reasons we spend time learning the ins-and-outs of the Simple API set. When you get out in the real world it's more complex.

UNIX process creation details

- UNIX process creation through **fork()** system call
 - creates and initializes a new proc
 - initializes kernel resources of new process with resources of parent (e.g., open files)
 - initializes EIP, ESP to be same as parent
 - creates a new address space
 - initializes new address space with a copy of the entire contents of the address space of the parent
 - places new proc on the ready queue
- the **fork()** system call “returns twice”
 - once into the parent, and once into the child
 - returns the child’s PID to the parent
 - returns 0 to the child
- **fork()** = “clone me”





testparent – use of fork()

```
#include <sys/types.h>
#include <unistd.h>
#include <stdio.h>

int main(int argc, char **argv)
{
    char *name = argv[0];
    int pid = fork();
    if (pid == 0) {
        printf("Child of %s is %d\n", name, pid);
        return 0;
    } else {
        printf("My child is %d\n", pid);
        return 0;
    }
}
```

testparent output

```
spinlock% gcc -o testparent testparent.c
```

```
spinlock% ./testparent
```

```
My child is 486
```

```
Child of testparent is 0
```

```
spinlock% ./testparent
```

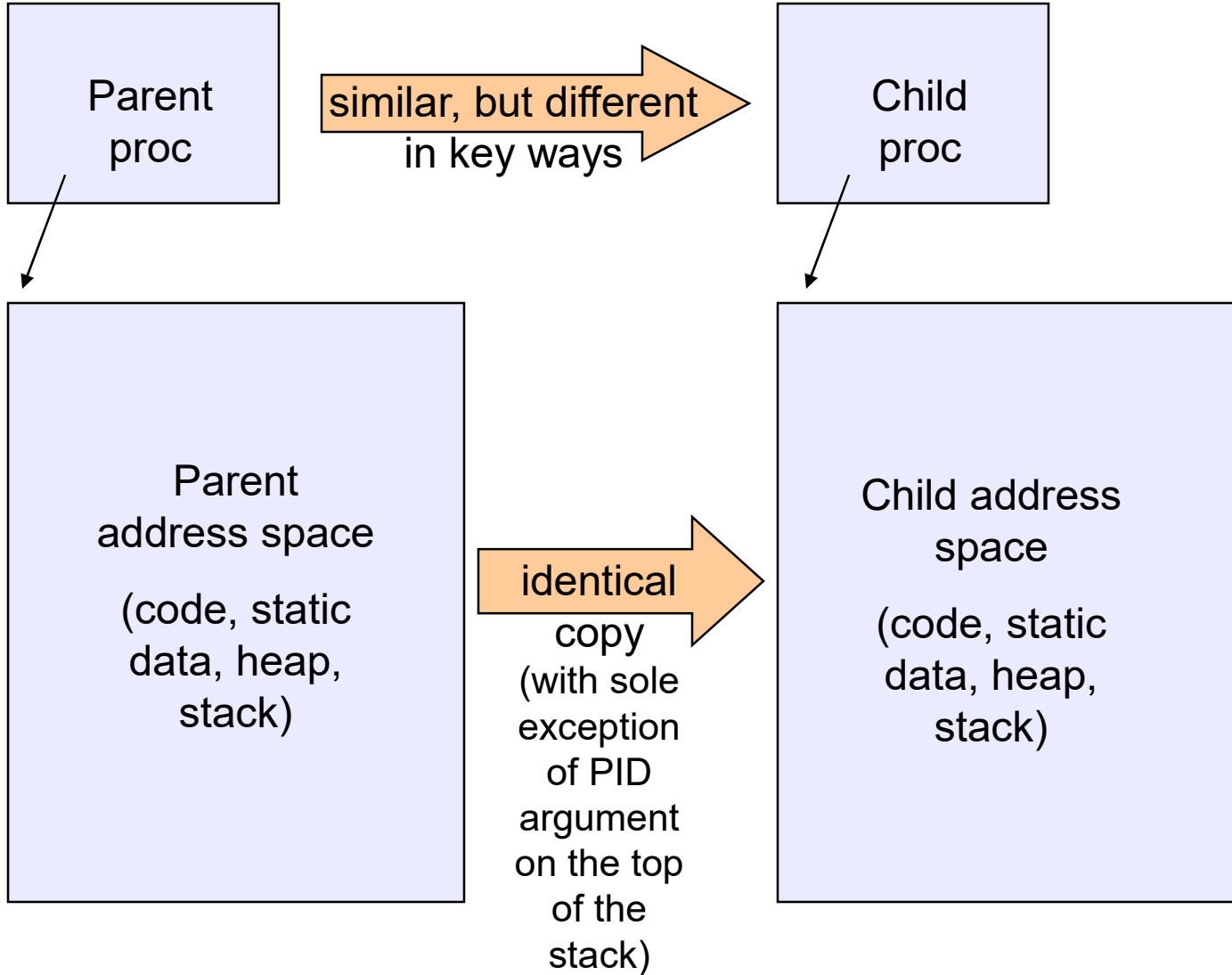
```
Child of testparent is 0
```

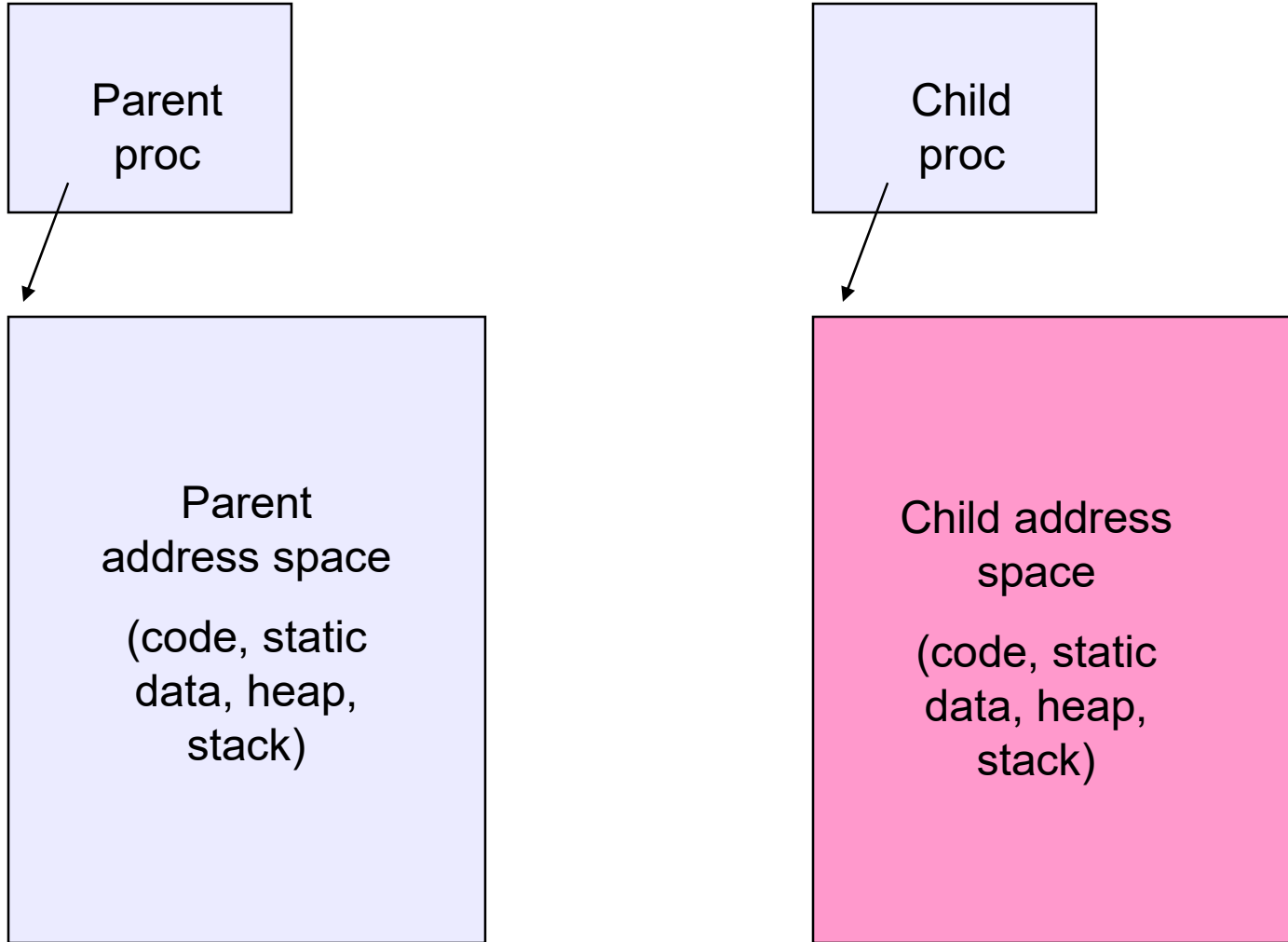
```
My child is 571
```

exec() vs. fork()

- Q: So how do we start a new program, instead of just forking the old program?
- A: First fork, then **exec**
 - `int exec(char * prog, char * argv[])`
- **exec()**
 - stops the current process
 - loads program 'prog' into the address space
 - i.e., over-writes the existing process image
 - initializes hardware context, args for new program
 - places proc onto ready queue
 - note: does not create a new process!

- So, to run a new program:
 - fork()
 - Child process does an exec()
 - Parent either waits for the child to complete, or not



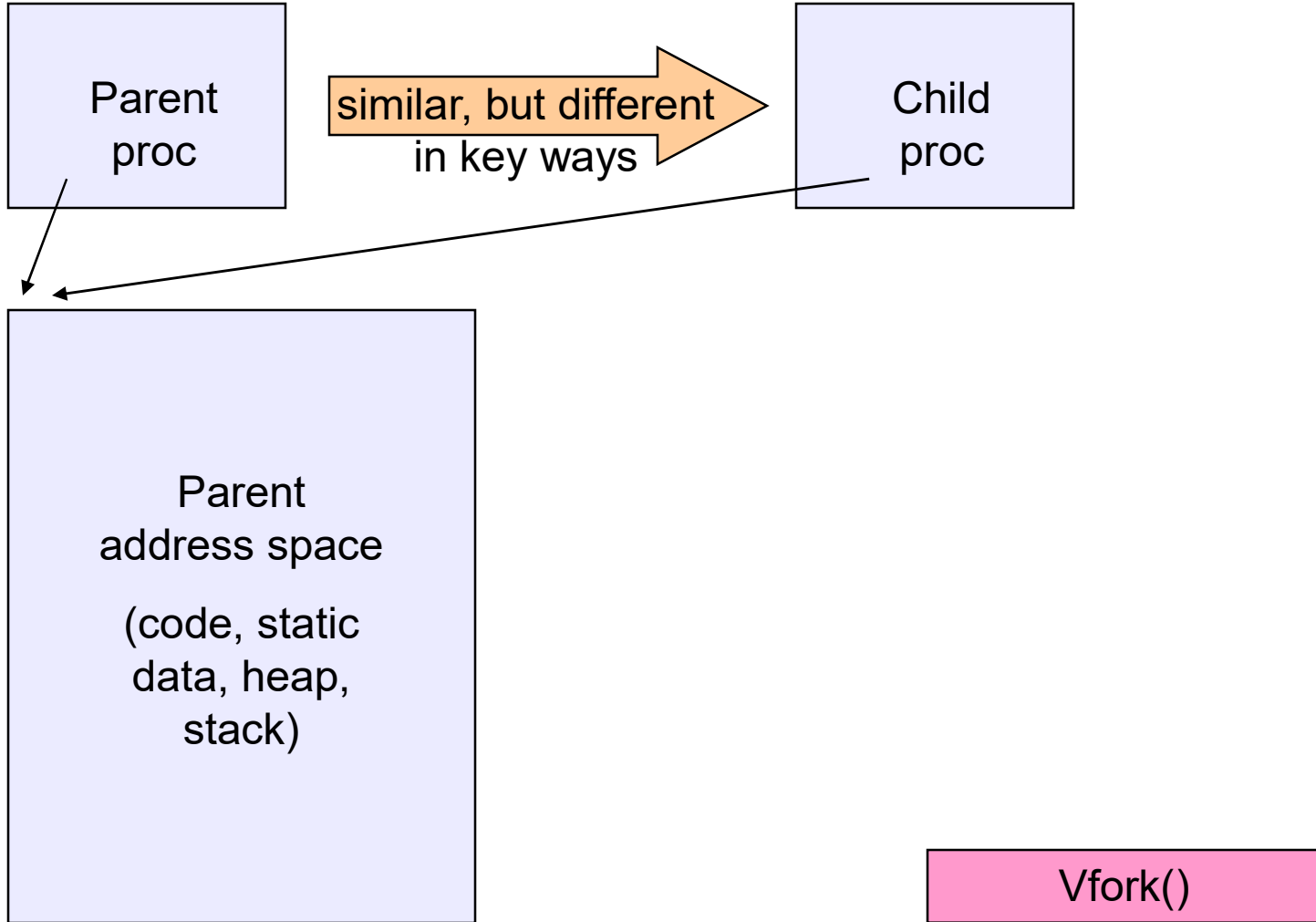


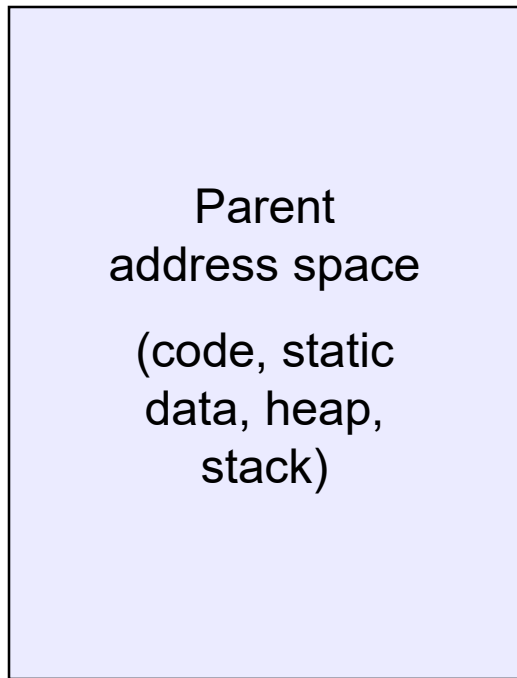
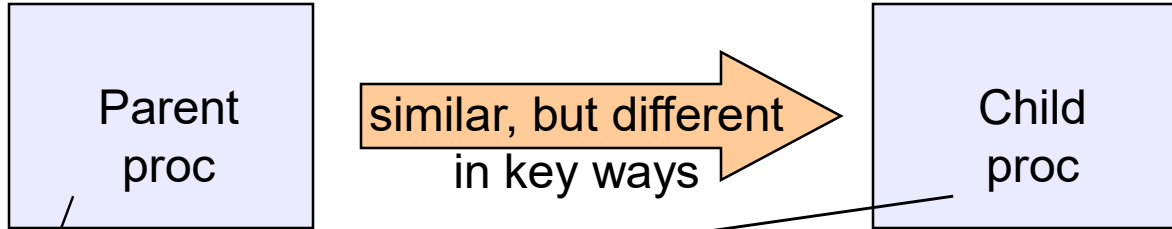
Making process creation faster

- The semantics of `fork()` say the child's address space is a copy of the parent's
- Implementing `fork()` that way is slow
 - Have to allocate physical memory for the new address space and reserve swap space
 - Have to set up child's page tables to map new address space
 - Have to copy parent's address space contents into child's address space
 - Which you are likely to immediately throw away with an `exec()`!

Method 1: vfork()

- vfork() is the older (now uncommon) of the two approaches we'll discuss
- Instead of “child's address space is a copy of the parent's,” the semantics are “child's address space *is* the parent's”
 - With a “promise” that the child won't modify the address space before doing an execve()
 - Unenforced! You use vfork() at your own peril
 - When execve() is called, a new address space is created and it's loaded with the new executable
 - Parent is blocked until execve() is executed by child
 - Saves wasted effort of duplicating parent's address space, just to throw it away

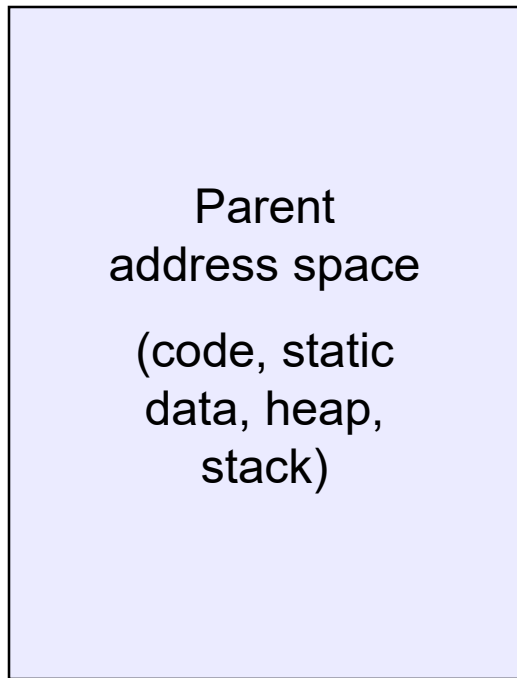
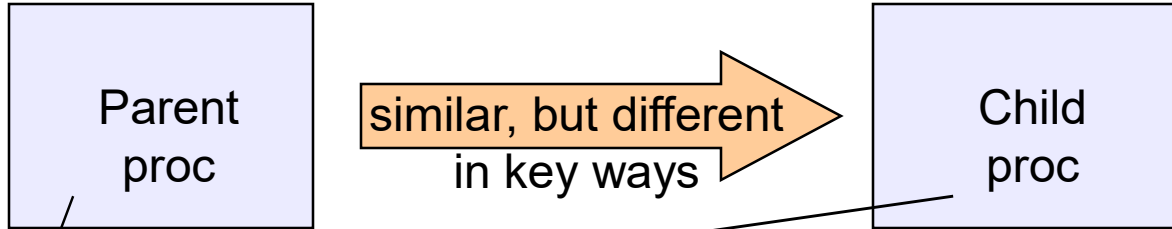




Some gotcha issues if multi-threading is the goal

- Two Instruction and Stack Pointers
- Two handles tables, ouch...
- Two page tables, my head is starting to hurt
- Key question? Isolation vs. Shared
 - COW mimics isolation if that is our goal

Vfork()



COW to mimic isolation

- Make everything shared but READONLY
- When one modifies a shared part a private copy is made and the COW is broken
- Use reference counts to keep track of this
- Granularity is open to design and discussion (The entire address space, a single word, a page...)
- Akin to a fork() that doesn't do the copy until one process modifies the shared memory

Vfork()

Method 2: copy-on-write

- Retains the original semantics, but copies “only what is necessary” rather than the entire address space
- On fork():
 - Create a new address space
 - Initialize page tables with same mappings as the parent’s (i.e., they both point to the same physical memory)
 - No copying of address space contents have occurred at this point – with the sole exception of the top page of the stack
 - Set both parent and child page tables to make all pages read-only
 - If either parent or child writes to memory, an exception occurs
 - When exception occurs, OS copies the page, adjusts page tables, etc.

UNIX shells

```
int main(int argc, char **argv)
{
    while (1) {
        printf ("$ ");
        char *cmd = get_next_command();
        int pid = fork();
        if (pid == 0) {
            exec(cmd);
            panic("exec failed!");
        } else {
            wait(pid);
        }
    }
}
```


Truth in advertising ...

- In Linux today, clone is replacing fork (and vfork)
 - clone has additional capabilities/options
- But you need to clearly understand fork as described here

- In Linux today, exec is not a system call; execve is the only “exec-like” system call
 - execve knows whether you have done a fork or a vfork by a flag in the PCB
- But you need to clearly understand exec as described here

Input/output redirection

- `$./myprog < input.txt > output.txt # UNIX`
 - each process has an open file table
 - by (universal) convention:
 - 0: stdin
 - 1: stdout
 - 2: stderr
- A child process inherits the parent's open file table
- Redirection: the shell ...
 - copies its current stdin/stdout open file entries
 - opens input.txt as stdin and output.txt as stdout
 - fork ...
 - restore original stdin/stdout

Old-school Inter-process communication via signals

- Processes can register event handlers
 - Feels a lot like event handlers in Java, which ..
 - Feel sort of like catch blocks in Java programs
- When the event occurs, process jumps to event handler routine
- Used to catch exceptions
- Also used for inter-process (process-to-process) communication
 - A process can trigger an event in another process using **signal**
 - Note that a signal is one bit; you can pass way more information using other signals... but why?

Signals

Signal	Value	Action	Comment
SIGHUP	1	Term	Hangup detected on controlling terminal or death of controlling process
SIGINT	2	Term	Interrupt from keyboard
SIGQUIT	3	Core	Quit from keyboard
SIGILL	4	Core	Illegal Instruction
SIGABRT	6	Core	Abort signal from abort(3)
SIGFPE	8	Core	Floating point exception
SIGKILL	9	Term	Kill signal
SIGSEGV	11	Core	Invalid memory reference
SIGPIPE	13	Term	Broken pipe: write to pipe with no read
SIGALRM	14	Term	Timer signal from alarm(2)
SIGTERM	15	Term	Termination signal
SIGUSR1	30,10,16	Term	User-defined signal 1
SIGUSR2	31,12,17	Term	User-defined signal 2
SIGCHLD	20,17,18	Ign	Child stopped or terminated
SIGCONT	19,18,25		Continue if stopped
SIGSTOP	17,19,23	Stop	Stop process
SIGTSTP	18,20,24	Stop	Stop typed at tty
SIGTTIN	21,21,26	Stop	tty input for background process
SIGTTOU	22,22,27	Stop	tty output for background process

Example use

- You're implementing Apache, a web server
- Apache reads a configuration file when it is launched
 - Controls things like what the root directory of the web files is, what permissions there are on pieces of it, etc.
- Suppose you want to change the configuration while Apache is running
 - If you restart the currently running Apache, you drop some unknown number of user connections
- Solution: send the running Apache process a signal
 - It has registered a signal handler that gracefully re-reads the configuration file